

Vydehi Institute of Medical Sciences & Research Centre

#82, EPIP Area, Nallurahalli, Whitefield, Bangalore – 560066

Undergraduate Teaching schedule for the Month of April 2019

Department of Anatomy

02/05/2019


DATE & DAY	Timings & Events						
	9AM-10AM	10AM-11AM	11:00AM- 12:00NOON	12:00NOON-1:00PM	1PM-2PM	2PM-3PM	3PM-4PM
01-04-2019 Monday	Dissection Perineum II Perineal pouches (All Staff)		Perineal pouches (Dr. Swapnali S)				Histology practicals - Batch A Large Intestine & Appendix (Dr. T. Rajini , Dr. Geetha Rani, Mr. Surendra Babu)
02-04-2019 Tuesday	Dissection Peritoneum – Vertical & Horizontal tracing (All Staff)			Peritoneum – Vertical & Horizontal tracing (Dr. Betty Anna Jose)	LUNCH		Histology practicals - Batch B Large Intestine & Appendix (Dr. M Shashirekha, Dr. Betty Anna Jose, Dr. Aga Ammar)
03-04-2019 Wednesday	<i>Dissection</i> Peritoneum II (All Staff)			Peritoneum – Recesses & Folds (Dr. Betty Anna Jose)	LUNCH		Histology practicals - Batch C Large Intestine & Appendix (Dr. Gyatha. M, Dr. Swapnali S, Mr. Sreekanth. C)
04-04-2019 Thursday	Dissection Peritoneum III (All Staff)			Embryology of GIT I (Dr. Gyatha. M)	LUNCH		Osteology - Pelvis Batch A (Dr. Aga Ammar M)
05-04-2019 Friday	<i>Dissection</i> Coeliac trunk, Spleen (Table Teaching) (All Staff)		Histology Lecture – Liver & Gall Bladder (Dr. Geetha rani)		LUNCH		Osteology - Pelvis Batch B (Mr. Surendra Babu)
06-04-2019 Saturday	HOLIDAY - UGADI						


PRINCIPAL
 Vydehi Institute of Medical Sciences
 & Research Centre
 # 82, EPIP Area Whitefield,
 Bangalore - 560 066.

Prof. & HOD
 Department of Anatomy
 Vydehi Institute of Medical Sciences &
 Research Centre
 No. 82, E. P. I. P. Area, Whitefield
 Bangalore-560 066 Ph: 8412825
 2/5/19

DATE & DAY	Timings & Events						
	9AM-10AM	10AM-11AM	11:00AM-12:00NOON	12:00NOON-1:00PM	1PM-2PM	2PM-3PM	3PM-4PM
07-04-2019 Sunday	SUNDAY						
08-04-2019 Monday		<i>Dissection</i> Stomach (All Staff)	<i>Stomach</i> (Dr. Varsha Mokhasi)		LUNCH	Histology practicals - Batch A Liver & Gall Bladder (Dr. T. Rajini , Dr. Geetha Rani, Mr. Surendra Babu)	
09-04-2019 Tuesday		Dissection Small Intestine, Mesentery (Table Teaching) (all Staff)		<i>Embryology of GIT II</i> (Dr. Gyatha. M)	LUNCH	Histology practicals - Batch B Liver & Gall Bladder (Dr. M Shashirekha, Dr. Betty Anna Jose, Dr. Aga Ammar)	
10-04-2019 Wednesday		Dissection <i>Duodenum</i> (all Staff)		<i>Duodenum</i> (Dr. Aga Ammar M)	LUNCH	Histology practicals - Batch C Liver & Gall Bladder (Dr. Gyatha. M, Dr. Swapnali S, Mr. Sreekanth. C)	
11-04-2019 Thursday		Dissection Pancreas (all Staff)		Pancreas (Dr. T. Rajini)	LUNCH	Osteology - Pelvis Surface marking of Abdomen Batch A (Dr. Geetha Rani)	
12-04-2019 Friday		Dissection Liver & Large Intestine (Table teaching) (all Staff)	Histology Lecture – Pancreas & Suprarenal (Dr. Aga Ammar)		LUNCH	Osteology - Pelvis Surface marking of Abdomen Batch B (Mr. Surendra Babu)	
13-04-2019 Saturday		Osteology - Pelvis Surface marking of Abdomen (Mr. C. Sreekanth)					
14-04-2019 Sunday	Sunday						
15-04-2019 Monday		Dissection Portal vein, Portocaval anastomosis, Extra Hepatic Biliary apparatus (All Staff)	<i>Embryology – GIT– III</i> (Dr. Gyata. M,)		LUNCH	Histology practicals - Batch A Pancreas & Suprarenal (Dr. T. Rajini , Dr. Geetha Rani, Mr. Surendra Babu)	

Timings & Events					
DATE & DAY	9AM-11AM	11:00AM-12:00NOON	12:00NOON-1:00PM	1PM-2PM	2PM-4PM
16-04-2019 Tuesday	Dissection Caecum & Appendix (table teaching) (All Staff)		Portal vein, Portocaval anastomosis, Extra Hepatic Biliary apparatus (Dr. M Shashirekha)	LUNCH	Histology practicals - Batch B Pancreas & Suprarenal (Dr. M Shashirekha, Dr. Betty Anna Jose, Dr. Aga Ammar)
17-04-2019 Wednesday	Dissection Kidney & Ureter (All Staff)		Kidney & Ureter (Dr. T. Rajini)	LUNCH	Histology practicals - Batch C Pancreas & Suprarenal (Dr. Gyata. M, Dr. Swapnali S, Mr. Sreekanth. C)
18-04-2019 Thursday	HOLIDAY – Elections				
19-04-2019 Friday	<i>Posterior Abdominal wall, Lumbar plexus & Muscles Suprarenal gland</i> (Table teaching) (All Staff)		<i>Histology Lecture – Kidney, ureter & Urinary bladder</i> (Dr. Swapnali .S)	LUNCH	Surface Marking & Radiology Of Radiology Batch B (Mr. Surendra Babu)
20-04-2019 Saturday	Surface Marking & Radiology Of Radiology (Mr. C. Sreekanth)				
21-04-2019 SUNDAY					
22-04-2019 Monday	<i>Dissection</i> Urinary Bladder, Prostate & Urethra (Table teaching) (All Staff)		Prostate & Urethra (Dr. Aga Ammar M)	LUNCH	Histology practicals - Batch A Kidney, ureter & Urinary bladder (Dr. T. Rajini , Dr. Geetha Rani, Mr. Surendra Babu)
23-04-2019 Tuesday	<i>Dissection</i> Urinary Bladder, Prostate & Urethra (Table teaching) (All Staff)		Embryology of Urogenital System I (Dr. Gyata. M)	LUNCH	Histology practicals - Batch B Kidney, ureter & Urinary bladder . (Dr. M Shashirekha, Dr. Betty Anna Jose, Dr. Aga Ammar)


 2/5/19
 Prol. & F.P.D.
 Department of
 Physiology
 Research Centre
 No. 87, P. B. P. Area, Vellore


DATE & DAY	Timings & Events				
	9AM-11AM	11:00AM-12:00NOON	12:00NOON-1:00PM	1PM-2PM	2PM-4PM
24-04-2019 Wednesday	<i>Dissection</i> <i>Uterus, Ovary & Fallopian tube</i> <i>(Table teaching)</i> <i>(All Staff)</i>		<i>Histology Lecture –</i> <i>Testis, Epididymis, Vas</i> <i>Deferens & Prostate</i> <i>(Mr. Surendra Babu)</i>	LUNCH	Histology practicals - Batch C <i>Kidney, ureter & Urinary bladder .</i> <i>(Dr. Gyatha. M, Dr. Swapnali S, Mr.</i> <i>Sreekanth. C)</i>
25-04-2019 Thursday	<i>Dissection</i> <i>Uterus, Ovary & Fallopian tube</i> <i>(Table teaching)</i> <i>(All Staff)</i>	<i>Embryology of</i> <i>Urogenital System II</i> <i>(Dr. Gyata. M)</i>		LUNCH	Histology practicals - Batch A <i>Testis, Epididymis, Vas Deferens &</i> <i>Prostate</i> <i>(Dr. T. Rajini , Dr. Geetha Rani,</i> <i>Mr. Surendra Babu)</i>
26-04-2019 Friday	<i>Dissection</i> <i>Pelvic Diaphragm & Internal</i> <i>iliac artery</i> <i>(Table teaching)</i> <i>(All Staff)</i>	<i>Ischiorectal fossa</i> <i>(Dr. Betty Anna Jose)</i>		LUNCH	Histology practicals - Batch B <i>Testis, Epididymis, Vas Deferens &</i> <i>Prostate</i> <i>(Dr. M Shashirekha, Dr. Betty Anna</i> <i>Jose, Dr. Aga Ammar)</i>
27-04-2019 Saturday	Histology practicals - Batch C <i>Testis, Epididymis, Vas Deferens</i> <i>& Prostate</i> <i>(Dr. Gyatha. M, Dr. Swapnali S,</i> <i>Mr. Sreekanth. C)</i>				
28-04-2019 SUNDAY	SUNDAY				
29-04-2019 Monday	<i>Dissection</i> <i>Rectum & Anal canal</i> <i>(All Staff)</i>		<i>Histology Lecture –</i> <i>Uterus, Ovary &</i> <i>Fallopian tube</i> <i>(Mr. Surendra Babu)</i>	LUNCH	Histology practicals - Batch A <i>Uterus, Ovary & Fallopian tube .</i> <i>(Dr. T. Rajini , Dr. Geetha Rani,</i> <i>Mr. Surendra Babu)</i>
30-04-2019 Tuesday	<i>Dissection</i> <i>Revision</i>		<i>Embryology of</i> <i>Urogenital System III</i> <i>(Dr. Gyata. M)</i>	LUNCH	Histology practicals - Batch B <i>Uterus, Ovary & Fallopian tube</i> <i>(Dr. M Shashirekha, Dr. Betty Anna</i> <i>Jose, Dr. Aga Ammar)</i>


NOTE: All the teachers are available for their respective table teaching during the dissection time

1. Dr. Varsha Mokhasi, Professor & HOD of Anatomy, VIMS&RC.


 No. 82, E. P. I. P.
 Bangalore-560 086 P.: 84128

2. Dr. M. Shashirekha, Professor of Anatomy, VIMS&RC.
3. Dr. T. Rajini, Professor of Anatomy, VIMS&RC.
4. Dr. Gyata Metha, Associate Professor of Anatomy, VIMS&RC.
5. Dr. Betty Anna Jose, Associate Professor of Anatomy, VIMS&RC.
6. Dr. Swapnali Shamkuwar, Assistant Professor of Anatomy, VIMS&RC.
7. Dr. Aga Ammar Murthuza, Assistant Professor of Anatomy, VIMS&RC.
8. Dr. Geetha Rani, Assistant Professor of Anatomy, VIMS&RC.
9. Mr. SurendraBabu T, Tutor in Anatomy, VIMS&RC.
10. Mr. C. Sreekanth, Tutor in Anatomy, VIMS&RC.


PRINCIPAL
Vydehi Institute of Medical Sciences
& Research Centre
No. 82, EPIP Area, Whitefield,
Bangalore - 560 066.


Dr. Varsha Mokhasi 9/5/19
Professor & HOD
Department of Anatomy VIMS & RC

Prof. & HOD
Department of Anatomy
Vydehi Institute of Medical Sciences
Research Centre
No. 82, E. P. I. P. Area, Whitefield
Bangalore-560 066 Ph: 841282F