

Anat/35/19

Vydehi Institute of Medical Sciences & Research Centre

#82, EPIP Area, Nallurahalli, Whitefield, Bangalore – 560066


Undergraduate Teaching schedule for the Month of March 2019

Department of Anatomy


01/04/2019

DATE & DAY	Timings & Events						
	9AM-10AM	10AM-11AM	11:00AM- 12:00NOON	12:00NOON-1:00PM	1PM-2PM	2PM-3PM	3PM-4PM
01-03-2019 Friday	Dissection Intercostal spaces I – Intercostal muscles (table teaching) (All Staff)		<i>Histology of Trachea & Lung</i> (Dr. Geetha Rani)		LUNCH	Osteology – Osteology – Ribs Typical & Atypical Batch B (Mr. Surendra Babu)	
02-03-2019 Saturday	Osteology – Osteology – Ribs Typical & Atypical Batch C (Mr. Sreekanth. C.)				LUNCH		
03-03-2019 Sunday	SUNDAY						
04-03-2019 Monday	Holiday - Mahashivarathri						
05-03-2018 Tuesday	<i>Dissection</i> Intercostal spaces II Histology practicals - Batch A <i>Trachea & Lung</i>			<i>Intercostal nerves & blood vessels including azygous venous system</i> (Dr. T Rajini)	LUNCH	Histology practicals - Batch B <i>Trachea & Lung</i> (Dr. M Shashirekha, Dr. Betty Anna Jose, Dr. Aga Ammar)	
06-03-2019 Wednesday	<i>Dissection</i> Pleura (Table teaching) (All Staff)			Genetics V (Dr. Varsha Mokhasi)	LUNCH	Histology practicals - Batch C <i>Trachea & Lung</i> (Dr. Gyatha. M, Dr. Swapnali S, Mr. Sreekanth. C)	


PRINCIPAL
Vydehi Institute of Medical Sciences
& Research Centre
82, EPIP Area, Whitefield,
Bangalore - 560 066.

Prof. & HOD
Department of Anatomy
Vydehi Institute of Medical Sciences &
Research Centre

3/2/19
No. 82, E. P. I. P. Area, Whitefield
Bangalore-560 066

DATE & DAY	Timings & Events						
	9AM-10AM	10AM-11AM	11:00AM-12:00NOON	12:00NOON-1:00PM	1PM-2PM	2PM-3PM	3PM-4PM
07-03-2019 Thursday	Dissection Lungs –External features (All Staff)		<i>Lungs – including bronchopulmonary segments</i> (Dr. M Shashirekha)		LUNCH	Osteology - Sternum ,Student seminar – Pleural recesses, Trachea, Right & left Bronchus Batch A (Dr. Aga Ammar M)	
08-03-2019 Friday	<i>Dissection</i> Lung - Bronchopulmonary segments (All Staff)		Histology Lecture – General plan of GIT, Oesophagus (Dr. Gyatha Metha)		LUNCH	Osteology - Sternum ,Student seminar – Pleural recesses, Trachea, Right & left Bronchus Batch B (Mr. Surendra Babu)	
09-03-2019 Saturday	Osteology - Sternum ,Student seminar – Pleural recesses, Trachea, Right & left Bronchus Batch C (Mr. C. Sreekanth)						
10-03-2019 Sunday	SUNDAY						
11-03-2019 Monday	<i>Dissection</i> Pericardium & External features of Heart (All Staff)		<i>Interpeduncular fossa, Subarchnoid cisterns</i> (Mr. Surendra Babu)		LUNCH	Histology practicals - Batch A General plan of GIT, Oesophagus (Dr. T. Rajini , Dr. Geetha Rani, Mr. Surendra Babu)	
12-03-2019 Tuesday	Dissection External features of Heart Blood supply of heart (all Staff)			<i>Pericardium & External features of Heart</i> (Dr. Swapnali S)	LUNCH	Histology practicals - Batch B General plan of GIT, Oesophagus (Dr. M Shashirekha, Dr. Betty Anna Jose, Dr. Aga Ammar)	
13-03-2019 Wednesday	Dissection Blood supply of heart (all Staff)			<i>Blood supply of heart</i> (Dr. T Rajini)	LUNCH	Histology practicals - Batch C General plan of GIT, Oesophagus (Dr. Gyatha. M, Dr. Swapnali S, Mr. Sreekanth. C)	
14-03-2019 Thursday	Dissection Interior of heart –ventricle & atria (Table teaching) (all Staff)		<i>Right Atrium</i> (Dr. M Shashirekha)		LUNCH	Osteology - Thoracic Vertebrae, Surface marking of thorax Batch A (Dr. Geeetha Rani)	
15-03-2019 Friday	Dissection Interior of heart – ventricle & atria (Table teaching) (all Staff)		Histology Lecture – Stomach (Dr. Aga Ammar)		LUNCH	Osteology - Thoracic Vertebrae, Surface marking of thorax Batch B (Mr. Surendra Babu)	

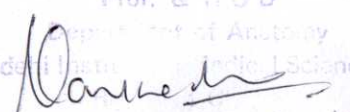

 3/4/19

DATE & DAY	Timings & Events				
	9AM-11AM	11:00AM-12:00NOON	12:00NOON-1:00PM	1PM-2PM	2PM-4PM
16-03-2019 Saturday	Osteology & Surface marking Batch A (Mr. C. Sreekanth)				
17-03-2019 Sunday	Sunday				
18-03-2019 Monday	Dissection Superior mediastinum (Table teaching) (All Staff)	<i>Embryology – CVS – I</i> (Dr. Betty Anna Jose)		LUNCH	Histology practicals - Batch A Stomach (Dr. T. Rajini , Dr. Geetha Rani, Mr. Surendra Babu)
19-03-2019 Tuesday	Dissection Superior mediastinum (All Staff)		<i>Embryology – CVS – II</i> (Dr. Betty Anna Jose)	LUNCH	Histology practicals - Batch B Stomach (Dr. M Shashirekha, Dr. Betty Anna Jose, Dr. Aga Ammar)
20-03-2019 Wednesday	Dissection Posterior mediastinum (All Staff)		<i>Arch of Aorta, Thoracic duct, & Oesophagus</i> (Dr. Aga Ammar M)	LUNCH	Histology practicals - Batch C Stomach (Dr. Gyatha. M, Dr. Swapnali S, Mr. Sreekanth. C)
21-03-2019 Thursday	Dissection Posterior mediastinum (All Staff)	<i>Embryology – CVS – III (Dr. Betty Anna Jose)</i>		LUNCH	Osteology - <i>Lumbar vertebra & Sacrum</i> Batch A (Dr. Geetha Rani)
22-03-2019 Friday	<i>Test</i> <i>Thorax including Osteology and Embryology of Heart & Lungs</i> (All Staff)		<i>Histology Lecture – Small Intestine</i> (Dr. Geetha Rani)	LUNCH	Osteology - <i>Lumbar vertebra & Sacrum</i> Batch A (Mr. Surendra Babu)
23-03-2019 Saturday	Osteology & Surface marking Batch A (Mr. C. Sreekanth)				
24-03-2019 SUNDAY	Sunday				

DATE & DAY	Timings & Events				
	9AM-11AM	11:00AM-12:00NOON	12:00NOON-1:00PM	1PM-2PM	2PM-4PM
25-03-2019 Monday	<i>Dissection</i> <i>Anterior Abdominal wall – I</i> <i>Skin, superficial fascia,</i> <i>umbilicus & Muscles</i> <i>(All Staff)</i>		<i>Diaphragm</i> (Dr. M Shashirekha)	LUNCH	Histology practicals - Batch A Duodenum, Jejunum & Ileum. (Dr. T. Rajini, Dr. Geetha Rani, Mr. Surendra Babu)
26-03-2019 Tuesday	<i>Dissection</i> <i>Anterior Abdominal wall – II</i> <i>Rectus sheath(All Staff)</i>		<i>Anterior Abdominal wall</i> <i>– I</i> <i>Muscles, Rectus sheath</i> <i>& umbilicus.</i> (Dr. Varsha Mokhasi)	LUNCH	Histology practicals - Batch B Duodenum, Jejunum & Ileum. (Dr. M Shashirekha, Dr. Betty Anna Jose, Dr. Aga Ammar)
27-03-2019 Wednesday	<i>Dissection</i> <i>Inguinal canal (All Staff)</i>		<i>Inguinal canal</i> (Dr. T Rajini)	LUNCH	Histology practicals - Batch C Duodenum, Jejunum & Ileum. (Dr. Gyatha. M, Dr. Swapnali S, Mr. Sreekanth. C)
28-03-2019 Thursday	<i>Dissection</i> <i>Testis & spermatic cord</i> <i>(Table Teaching)</i> <i>(All Staff)</i>	<i>Histology of Large</i> <i>intestine & Appendix</i> (Dr. Geetha Rani)		LUNCH	Osteology - <i>Lumbar vertebra &</i> <i>Sacrum</i> Batch A (Dr. Geetha Rani)
29-03-2019 Friday	<i>Dissection</i> <i>Perineum I</i> <i>Ischiorectal fossa</i> <i>(All Staff)</i>	<i>Ischiorectal fossa</i> (Dr. Betty Anna Jose)		LUNCH	Osteology - <i>Lumbar vertebra &</i> <i>Sacrum</i> Batch A (Mr. Surendra Babu)
30-03-2019 Saturday	Osteology - <i>Lumbar vertebra</i> <i>& Sacrum</i> (Mr. C. Sreekanth)				
31-03-2019 SUNDAY	Sunday				


NOTE: All the teachers are available for their respective table teaching during the dissection time

1. Dr. Varsha Mokhasi, Professor & HOD of Anatomy, VIMS&RC.
2. Dr. M. Shashirekha, Professor of Anatomy, VIMS&RC.
3. Dr. T. Rajini, Professor of Anatomy, VIMS&RC.

Prof. & HOD
Department of Anatomy
Vydehi Institute of Health Sciences

No. 82, E. P. O. P. 3.4.19d
Bangalore-560 086 Ph: 94 2825

4. Dr. Gyata Metha, Associate Professor of Anatomy, VIMS&RC.
5. Dr. Betty Anna Jose, Associate Professor of Anatomy, VIMS&RC.
6. Dr. Swapnali Shamkuwar, Assistant Professor of Anatomy, VIMS&RC.
7. Dr. Aga Ammar Murthuza, Assistant Professor of Anatomy, VIMS&RC.
8. Dr. Geetha Rani, Assistant Professor of Anatomy, VIMS&RC.
9. Mr. SurendraBabu T, Tutor in Anatomy, VIMS&RC.
10. Mr. C. Sreekanth, Tutor in Anatomy, VIMS&RC.


PRINCIPAL
Vydehi Institute of Medical Sciences
& Research Centre
82, EPIP Area Whitefield,
Bangalore - 560 066.


3.4.19
Dr. Varsha Mokhasi
Professor & HOD
Department of Anatomy VIMS & RC
Vydehi Institute of Medical Sciences & Research Centre
No. 82, E. P. I. P. Area, Whitefield
Bangalore-560 066 Ph: 8861282F