

Vydehi Institute of Medical Sciences & Research Centre

#82, EPIP Area, Nallurahalli, Whitefield, Bangalore – 560066


Undergraduate Teaching schedule for the Month of December 2018

Department of Anatomy

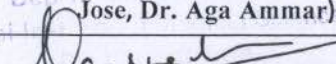
31/12/2018

DATE & DAY	Timings & Events						
	9AM-10AM	10AM-11AM	11:00AM- 12:00NOON	12:00NOON-1:00PM	1PM-2PM	2PM-3PM	3PM-4PM
01-12-2018 SATURDAY	Osteology – Revision Batch C (Mr. Sreekanth. C.)						
02-12-2018 SUNDAY	SUNDAY						
03-12-2018 MONDAY	Ist Sessional Practicals						
04-12-2018 TUESDAY							
05-12-2018 WEDNESDAY							
06-12-2018 THURSDAY	Dissection Introduction to Head & Neck (All Staff)		Scalp (Dr. M Shashirekha)	LUNCH	Osteology – Introduction to skull, Norma verticalis & Norma frontalis Batch A (Dr. Geetha rani)		
07-12-2018 FRIDAY	Dissection Scalp I (All Staff)	Histology of Salivary glands (Dr. Betty Anna Jose)		LUNCH	Osteology – Introduction to skull, Norma verticalis & Norma frontalis Batch B (Mr. Surendra Babu)		
08-12-2018 SATURDAY	Osteology - Introduction to skull, Norma verticalis & Norma frontalis Batch C (Mr. Sreekanth. C.)						

DATE & DAY	Timings & Events						
	9AM-10AM	10AM-11AM	11:00AM-12:00NOON	12:00NOON-1:00PM	1PM-2PM	2PM-3PM	3PM-4PM
09-12-2018 SUNDAY							
10-12-2018 MONDAY		<i>Dissection Scalp II (All Staff)</i>	<i>Muscles of the Face (Orbicularis oris, oculi, Buccinator, Platysma) (Dr. Varsha Mokhasi)</i>		LUNCH	Histology practicals - Batch A <i>Salivary glands</i> (Dr. Gyatha. M, Dr. Swapnali S, Mr. Sreekanth. C)	
11-12-2018 TUESDAY		<i>Dissection Face I (All Staff)</i>		<i>Nerve supply & Blood supply of Face, Lacrimal apparatus (Dr. T. Rajini)</i>	LUNCH	Histology practicals - Batch B <i>Salivary glands</i> Dr. T. Rajini, Dr. Geetha Rani, Mr. Surendra Babu.)	
12-12-2018 WEDNESDAY		<i>Dissection Face II (all Staff)</i>		<i>Embryology (Head & Neck) I (Dr. M Shashirekha)</i>	LUNCH	Histology practicals - Batch C <i>Salivary glands</i> (Dr. M Shashirekha, Dr. Betty Anna Jose, Dr. Aga Ammar)	
13-12-2018 THURSDAY		<i>Dissection Face III (all Staff)</i>		<i>Cervical Fascia (Dr. Betty Anna Jose)</i>	LUNCH	Osteology – <i>Norma occipitalis & Norma Lateralis</i> Batch A (Dr. Geetha rani)	
14-12-2018 FRIDAY		<i>Dissection Posterior Triangle I (all Staff)</i>	<i>Histology of Skin (Dr. Gyatha. Metha)</i>		LUNCH	Osteology – <i>Norma occipitalis & Norma Lateralis</i> Batch B (Mr. Surendra Babu)	
15-12-2018 SATURDAY		<i>Osteology – Norma occipitalis & Norma Lateralis</i> Batch C (Mr. Sreekanth. C.)					
16-12-2018 SUNDAY	SUNDAY						
17-12-2018 MONDAY		<i>Dissection Posterior Triangle II (all Staff)</i>	<i>Posterior triangle (Dr. Swapnali S)</i>			Histology practicals - Batch A <i>Skin</i> (Dr. Gyatha. M, Dr. Swapnali S, Mr. Sreekanth. C)	


 21/1/18
 Prof. H. O. P.
 Department of Anatomy
 Whitefield


DATE & DAY	Timings & Events				
	9AM-11AM	11:00AM-12:00NOON	12:00NOON-1:00PM	1PM-2PM	2PM-4PM
18-12-2018 TUESDAY	Dissection <i>Posterior Triangle III</i> (all Staff)		<i>Embryology (Head & Neck) II</i> (Dr. M Shashirekha)		Histology practicals - Batch B <i>Skin</i> Dr. T. Rajini, Dr. Geetha Rani, Mr. Surendra babu.)
19-12-2018 WEDNESDAY	Dissection <i>Suboccipital triangle (Table teaching)</i> (all Staff)		<i>Dural folds + Sub occipital triangle</i> (Dr. Betty Anna Jose)	LUNCH	Histology practicals - Batch A <i>Skin</i> (Dr. M Shashirekha, Dr. Betty Anna Jose, Dr. Aga Ammar)
20-12-2018 THURSDAY	Dissection <i>Removal of brain & cranial fossa I</i> <i>Cranial fossa I - Dural folds</i> (all Staff)		<i>Dural venous sinuses, Cavernous sinus in detail</i> (Dr. T Rajini)	LUNCH	Osteology – <i>Interior of Skull</i> Batch A (Dr. Geetha rani)
21-12-2018 FRIDAY	Dissection <i>Removal of brain & cranial fossa I Cranial fossa I - Dural folds</i> (all Staff)	<i>Histology of Placenta & Umbilical cord</i> (Dr. Geetha Rani)		LUNCH	Osteology – <i>Interior of Skull</i> Batch B (Mr. Surendra Babu)
22-12-2018 SATURDAY	Osteology – <i>Interior of Skull</i> Batch C (Mr. C. Sreekanth)				
23-12-2018 SUNDAY	SUNDAY				
24-12-2018 MONDAY	Dissection <i>Cranial fossa II</i> <i>Dural venous sinuses</i> (all Staff)	<i>Pituitary gland, Trigeminal ganglion</i> (Dr. T. Rajini)		LUNCH	Histology practicals - Batch A <i>Placenta & Umbilical cord</i> (Dr. Gyatha. M, Dr. Swapnali S, Mr. Sreekanth. C)
25-12-2018 TUESDAY	Holiday - Christmas				
26-12-2018 WEDNESDAY	Dissection <i>Cranial fossa III</i> <i>Middle cranial fossa</i> (all Staff)		<i>Embryology (Head & Neck) III</i> (Dr. M Shashirekha)	LUNCH	Histology practicals - Batch A <i>Placenta & Umbilical cord</i> (Dr. M Shashirekha, Dr. Betty Anna Jose, Dr. Aga Ammar)

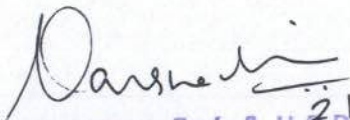

 No. 8...
 21/11/19
 1282#

DATE & DAY	Timings & Events				
	9AM-11AM	11:00AM-12:00NOON	12:00NOON-1:00PM	1PM-2PM	2PM-4PM
27-12-2018 THURSDAY	<i>Cranial Fossa III</i> Histology practicals - Batch B <i>Placenta & Umbilical cord</i>		<i>Extraocular muscles</i> (Dr. Swapnali S)		Osteology – <i>Norma Basalis</i> Batch A (Dr. Geetha rani)
28-12-2018 FRIDAY	Dissection <i>Orbit I</i> (all Staff)	<i>Histology of Lip & Tongue</i> (Dr. Gyata Mehta)			Osteology – <i>Norma Basalis</i> Batch B (Mr. Surendra Babu)
29-12-2018 SATURDAY	Osteology – <i>Norma Basalis</i> Batch C (Mr. C. Sreekanth)				
30-12-2018 SUNDAY	SUNDAY				
31-12-2018 MONDAY	Dissection <i>Orbit II</i> (all Staff)	<i>Nerves – 3rd, 4th & 6th cranial nerves,</i> (Dr. Aga Ammar M)			Histology practicals - Batch A <i>Lip & Tongue</i> (Dr. Gyatha. M, Dr. Swapnali S, Mr. Sreekanth. C)

NOTE: All the teachers are available for their respective table teaching during the dissection time

1. Dr. Varsha Mokhasi, Professor & HOD of Anatomy, VIMS&RC.
2. Dr. M. Shashirekha, Professor of Anatomy, VIMS&RC.
3. Dr. T. Rajini, Professor of Anatomy, VIMS&RC.
4. Dr. Gyata Metha, Associate Professor of Anatomy, VIMS&RC.
5. Dr. Betty Anna Jose, Associate Professor of Anatomy, VIMS&RC.
6. Dr. Swapnali Shamkuwar, Assistant Professor of Anatomy, VIMS&RC.
7. Dr. Aga Ammar Murthuza, Assistant Professor of Anatomy, VIMS&RC.
8. Dr. Geetha Rani, Assistant Professor of Anatomy, VIMS&RC.
9. Mr. SurendraBabu T, Tutor in Anatomy, VIMS&RC.
10. Mr. C. Sreekanth, Tutor in Anatomy, VIMS&RC.


PRINCIPAL
 Vydehi Institute of Medical Sciences
 & Research Centre
 # 82, EPIP Area, Whitefield,
 Bangalore - 560 066.


 Dr. Varsha Mokhasi
 Professor & HOD
 Department of Anatomy
 Vydehi Institute of Medical Sciences & RC

No. 82, E. P. I. P. Area, Whitefield
 Bangalore-560 066 Ph: 841282F