


VYDEHI INSTITUTE OF MEDICAL SCIENCES & RESEARCH CENTRE, BANGALORE


Online class Time Table for 1st Year MBBS Students (2020 – 2021 Batch) for the month of June


Date: 03/07/2021

Day	9:00-11:00 Histology/ Dissection	11:00 – 11:15	11:15-12:15 Theory	12:15-1:15 Theory
01-06-2021 Tuesday	<i>Anterior compartment of Leg and Dorsum of foot inc. Externsor retinaculum – III</i> (Dr. Betty Anna Jose)			<i>Lateral compartment of Leg + Peroneal retinaculum (AN18.1-18.3)</i> (Dr. VM)
02-06-2021 Wednesday	<i>Posterior compartment of Leg I (AN19.1 - 19.4) DVT - CBL</i> (Dr. Aga Ammar Murthuza)			<i>Ankle Joint & Joints of the foot</i> (Dr. T Rajini)
03-06-2021 Thursday	<i>Sole – Plantar aponeurosis, Muscles, Vessels & nerves</i> <i>(AN19.1- 19.7)</i> (Dr. Gyata Metha)			
04-06-2021 Friday	<i>Histology of Trachea & Lung</i> (Mr. C Sreekanth)			<i>Arches of Foot</i> <i>(AN19.5-19.6)</i> (Dr. MShashirekhaR)
05-06-2021 Saturday			<i>ECE – Varicose veins & DVT</i> (Dr. TR)	
07-06-2021 Monday	<i>Case based learning of Lower limb</i> (Dr. T Rajini)			<i>Introduction to genetics</i> (Dr. Varsha M)
08-06-2021 Tuesday	Modes of inheritance (Dr. Gyatha Metha)		<i>Radiology of lower limb</i> (Dr. Geetha rani)	
09-06-2021 Wednesday	Structural and numerical chromosomal aberrations (Dr. Aga Ammar Murthuza)		<i>Venous drainage of Lower Limb</i> (Dr. Varsha M)	
10-06-2021 Thursday	<i>Surface marking and peripheral pulsations of Lower limb</i>			



Day	9:00-11:00 Histology/ Dissection		11:15-12:15 Theory	12:15-1:15 Theory
11-06-2021 Friday	<i>Osteology of lower limb revision</i> (Mr. C Sreekanth)			Histology of Testis, & epididymis (Mr. Surendra Babu)
12-06-2021 Saturday				
14-06-2021 Monday	<i>Lower limb test</i> (Mr. Surendra Babu)		<i>Introduction to Abdomen</i> (Dr. Varsha Mokhasi)	
15-06-2021 Tuesday	Anterior Abdominal wall (AN44.6) (Mr. C Sreekanth)			Abdominal Incision AN44.7 (Dr. Aga Ammar Murthuza)
16-06-2021 Wednesday	<i>Testis & epididymis</i> (Dr. M Shashirekha)			Inguinal canal (AN44.4.) (Dr. Geetha rani)
17-06-2021 Thursday	Development of Male reproductive system AN52.8 (Dr. Gyatha Metha)			
18-06-2021 Friday	<i>General plan of histology of GIT, & Oesophagus</i> (Dr. Betty Anna Jose)			Inguinal hernia (Dr. T Rajini)
19-06-2021 Saturday			<i>Biochemistry – ECE</i>	
21-06-2021 Monday	<i>Osteology of pelvis</i> (Mr. C Sreekanth)		<i>Ischiorectal fossa + Pudendal canal</i> (Dr. Aga Ammar Murthuza)	
22-06-2021 Tuesday	<i>Perineum – Perineal membrane, Muscles & Perineal Body</i> (AN49.2, AN49.5) <i>Episiotomy</i> , (Dr. Gyatha Metha)			<i>Perineal pouches</i> (AN49.1, 49.3, 49.5) (Dr. M Shashirekha)
23-06-2021 Wednesday	<i>Thoracoabdominal diaphragm</i> (AN47.13, AN47.14) <i>Inc. development</i> (Dr. T Rajini)			<i>Thoracolumbar fascia & Exposure of kidney from the back</i> (AN45.1) (Dr. Betty Anna Jose)
24-06-2021 Thursday	<i>Peritoneum –Intro., Boundaries & Recesses of greater & Lesser Sac Inc. subdiaphragmatic recesses</i> (AN47.1, AN47.4) (Dr. Geetharani)			






Day	9:00-11:00 Histology/ Dissection	11:00 – 11:15	11:15-12:15 Theory	12:15-1:15 Theory
25-06-2021 Friday	<i>Histology of Stomach</i> (AN52.1,52.3) (Mr. Surendra babu)			<i>Peritoneum II</i> <i>Folds & Pouches</i> (AN47.2, AN47.3) <i>Peritonitis, Peritoneal Dialysis</i> (Dr. Varsha Mokhasi)
26-06-2021 Saturday				
28-06-2021 Monday	<i>Development of foregut, Development of</i> <i>Liver, Spleen & Pancreas (AN52.6)</i> (Dr. Varsha Mokhasi)		<i>Stomach – Gross Anatomy (AN47.5)</i> (Dr. Geetharani)	
29-06-2021 Tuesday	<i>Histology of Small Intestine</i> (AN52.1,52.3) (Dr. Aga Ammar Murthuza)			<i>Small intestine, Superior Mesenteric</i> <i>vessels (AN47.5, 47.2,47.9)</i> (Mr. Surendra babu)
30-06-2021 Wednesday	<i>Coeliac trunk & Spleen & demonstration</i> <i>of Stomach & Spleen</i> (AN47.5,AN47.9) (Dr. Betty Anna Jose)			<i>Development of midgut (52.6)</i> (Dr. M Shashirekha)

Dr. Varsha Mokhasi
Professor & HOD VIMS & RC


DEAN
Vidya Institute of Medical Sciences
& Research Centre
82, EP/PA Area, Whitefield, Bangalore-66.





Faint, illegible handwritten text.

Faint, illegible handwritten text.